



# INTERNATIONAL/USA ARRIVALS CONNECTIONS MAP

All U.S. and international-arriving passengers will proceed up escalators/elevators from their gate to Arrivals Level 4. Check the flight information screens to locate your next gate. Passengers will proceed through security screening and Canada (or U.S.) Customs.

## ARRIVALS LEVEL 4

INTERNATIONAL GATES

**D** 48-78



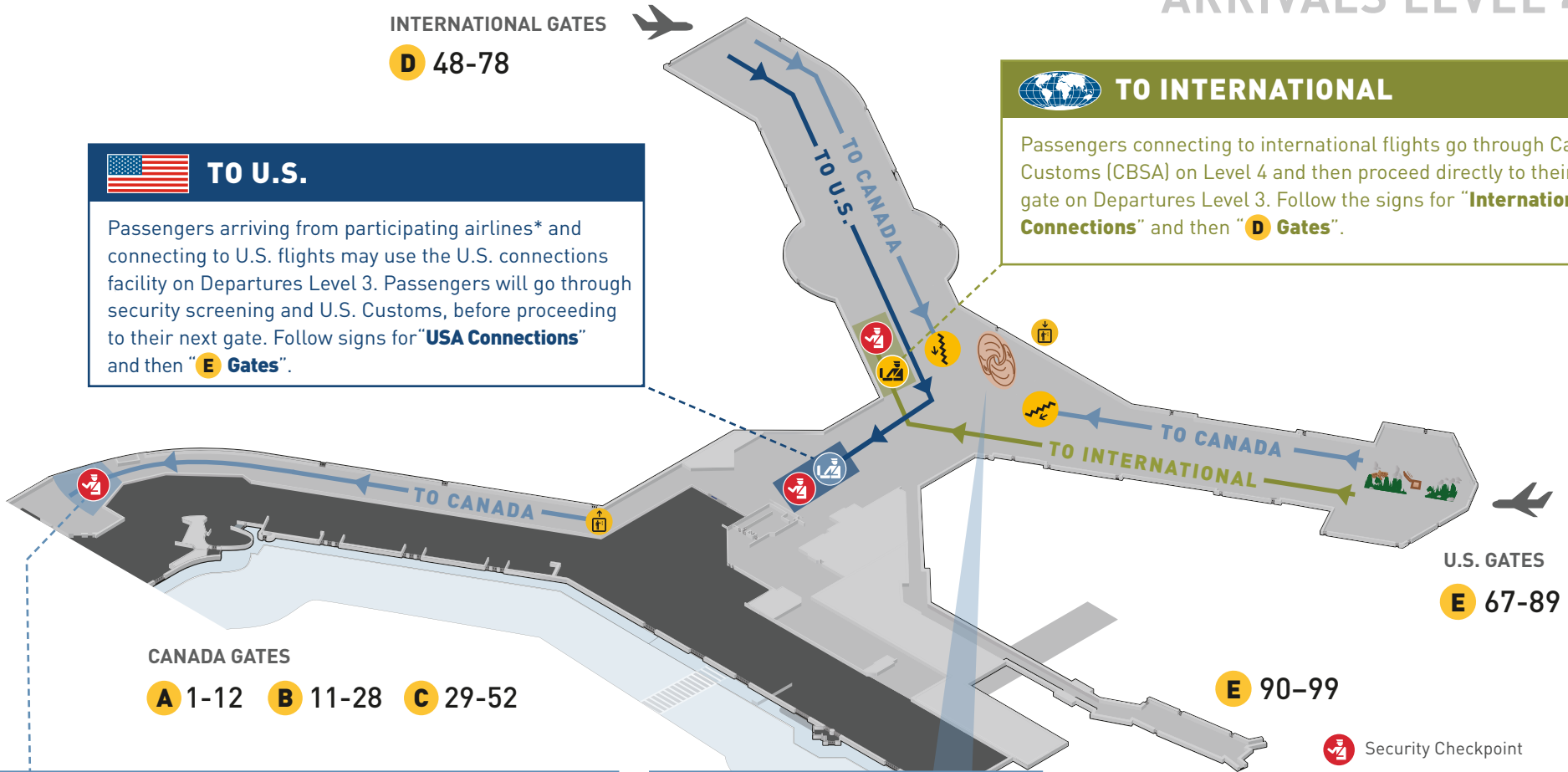
### TO U.S.

Passengers arriving from participating airlines\* and connecting to U.S. flights may use the U.S. connections facility on Departures Level 3. Passengers will go through security screening and U.S. Customs, before proceeding to their next gate. Follow signs for **"USA Connections"** and then **"E Gates"**.



### TO INTERNATIONAL

Passengers connecting to international flights go through Canada Customs (CBSA) on Level 4 and then proceed directly to their next gate on Departures Level 3. Follow the signs for **"International Connections"** and then **"D Gates"**.



CANADA GATES

**A** 1-12 **B** 11-28 **C** 29-52

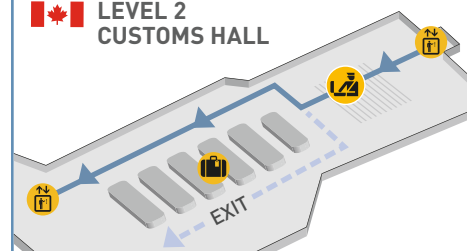


### TO CANADA

Passengers connecting to Canada flights must proceed down to the Customs Hall on Level 2. Follow signs for **"Arrivals"** and **"Canada Connections"**. Some passengers will follow the **"Quick Connect"** signs.\* Departure gates are on Level 3 on either the **A**, **B**, or **C** piers.



### LEVEL 2 CUSTOMS HALL



U.S. GATES

**E** 67-89

**E** 90-99

- Security Checkpoint
- Canada Customs (CBSA)
- U.S. Customs

- After Security
- Before Security



**Connecting passengers may be required to go through security screening at YVR, so please pack duty-free liquids in your checked baggage.**

\* Please check with your airline before arriving at YVR on your eligibility for this process, and/or if you must pick up your bags. Facility operating hours subject to change. If facility is closed or you are not eligible for this process, proceed to Customs Hall on Level 2, pick up your bags and exit, then proceed to Departures Level 3. Follow signs to Check-in.



# CANADA ARRIVALS CONNECTIONS MAP

All passengers arriving from within Canada with through-checked baggage may proceed directly to their next gate.\* **Check the flight information screens to find your next gate.**

## TO CANADA

Passengers connecting to Canada flights will find their flights on either the **A**, **B**, or **C** piers. Follow the signs to your gate.\*



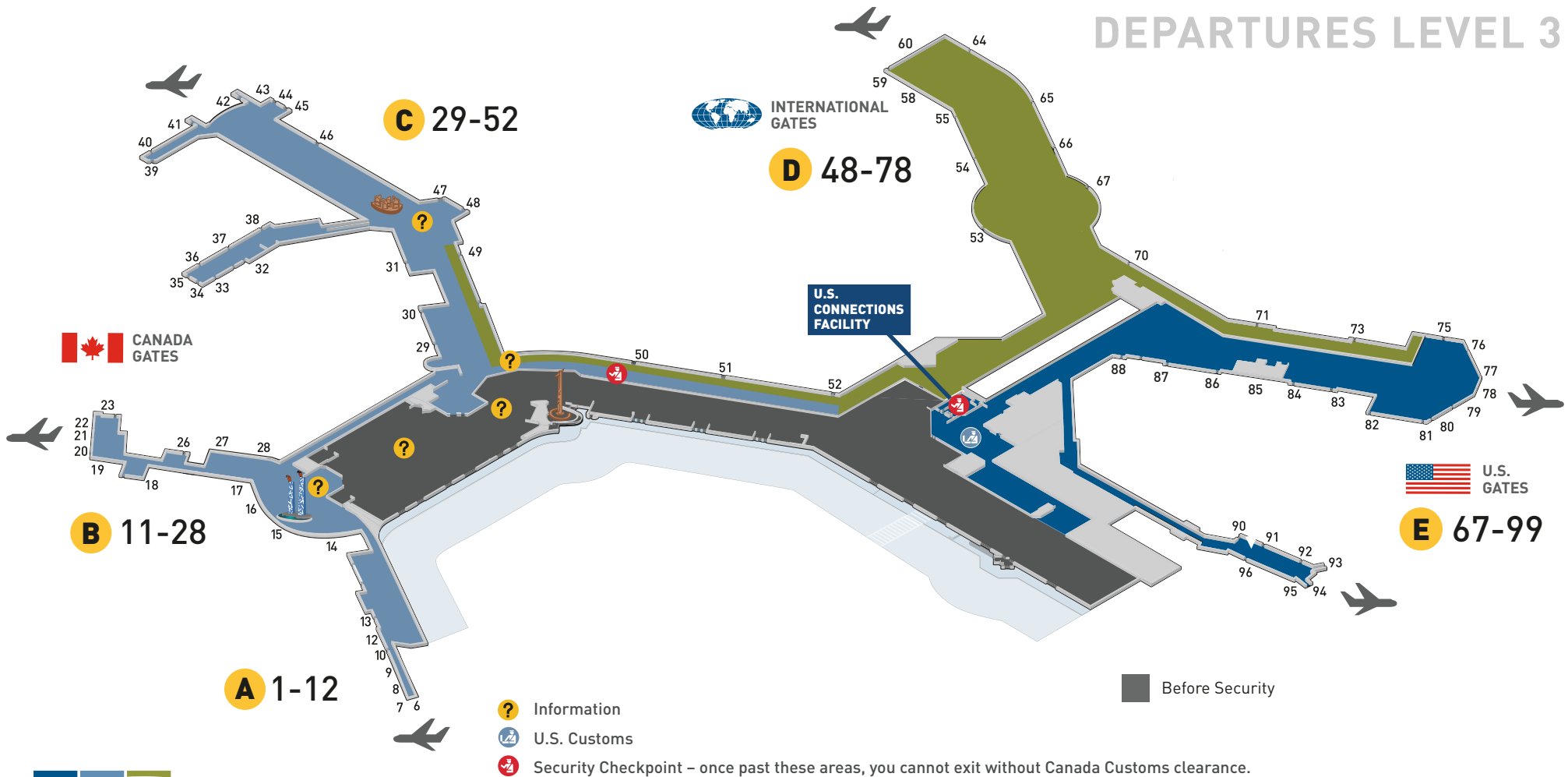
## TO INTERNATIONAL

Passengers connecting to international flights follow signs for "**D Gates**". Please report to your gate counter one hour before departure for document check.\*



## TO U.S.

Passengers connecting to U.S. flights may use the U.S. connections facility.\* Passengers will go through security screening and U.S. Customs, before proceeding to their next gate. Follow signs for "**E Gates**".



- Information
- U.S. Customs
- Security Checkpoint – once past these areas, you cannot exit without Canada Customs clearance.

\* Please check with your airline before arriving at YVR on your eligibility for this process, and/or if you must pick up your bags. Checked baggage can be claimed on Arrivals Level 2 if required.